


Teaching Ideas & Activity Pack



These notes are designed to help you use the book ***She Rex*** with children in EYFS, KS1 and lower KS2.

They were compiled by **Katrina Platt**, experienced KS2 teacher, parent, feminist and dinosaur fan.



PSHE + C

Gender stereotypes

List all the things Ed and his sister think She Rex will spend her time doing. How do you think she will behave? What do you notice about the children's thoughts about the female dinosaurs? Some people think girls and boys should behave in a certain way and enjoy doing certain things. Can girls be loud? Can boys sing and skip? Discuss how this idea makes you feel.



DESIGN & TECHNOLOGY

Joining and Finishing

Design, make and evaluate a junk model dinosaur. Focus on methods of joining materials so your dino doesn't fall apart. How are you going to make your dino multicoloured like She Rex? Perhaps with paint, papier-mâché, or decoupage with tissue paper? Which method will give you the best results?

Empathy

Deborah Allwright's illustrations show how the children are feeling at different points in the story. Pick a page and look at the children's faces. How do you think they are feeling? Do your classmates agree with you? Sometimes it's difficult to guess how someone is feeling by looking at their face and some people find it more difficult than others. It can help to try copying the faces and body language to see how it makes you feel!

GEOGRAPHY


Coast and map work

Go online to find the fossil hunting hotspots in the country you live in. Mark these places on a map of your country. What do you notice about where most fossils are found? Why do you think this might be?

HISTORY

Lives of significant individuals

Find out about Mary Anning, fossil hunter. Just like She Rex, people at the time didn't think Mary could or should be doing such 'unladylike' activities, but Mary was an expert and a pioneer.



ENGLISH

Prediction

Look at the title and the picture on the front cover. Play *Spot the Difference* from the activity pack. What could this story be about? What do you notice about the dinosaur? Can you describe the dinosaur? Why do you think it's called *She Rex*?

Rhyme

Find and write out rhyming words from the story onto individual cards. Place the cards face down and play a memory game finding matching pairs. Now play snap with a partner spotting the rhyming pairs!

Verbs

Find and record all the things the dinosaurs do in the story — don't forget to get ideas from the illustrations too. In a large space try to be the dinosaurs! Design an order for the moves and act them with some stomping music to create a prehistoric dance craze.



Vocabulary focus


Investigate these story words: *burly, frilly, equal, behold*. Find and record their definitions using a dictionary. Practise using each word in a sentence. To help you remember these words can you think of any synonyms, antonyms or rhymes for them?

Descriptive writing: Adjectives and noun phrases

Create your own dinosaur on the *Draw a Dinosaur* sheet and label all its features like teeth, wings, tail, claws, etc. Now surround your dinosaur with adjectives that best describe your creature.

Persuasive writing: Advert

You are the owner of a Dinosaur Pet Shop. Create a poster to advertise your dinosaur. Use your noun phrases to write a description of your dinosaur. Try to include extra details about the creature like its diet, favourite toy and exercise habits.



ART

Texture

Use the *Draw a Dinosaur* sheet from the activity pack to draw an outline of a dinosaur. Is your dino riding a skateboard or playing the trumpet? Now stick different pieces of fabric, paper, card, magazines etc. to add many colours and textures to your creation!

Stained glass window

Draw your dino on tracing paper and then colour it in using felt tips. When you've finished, stick your dinosaur in a sunny window and watch the multicoloured creature shine!



PE


Dance and movement

Move like a dinosaur to music such as *Walk the Dinosaur by Was (Not Was)*. Try stomping, roaring, stalking prey and 'chomping' using your arms as jaws. Imagine different environments around you, like jungles, volcanoes and meteor showers. *Also see English: Verbs.*

COMPUTING

Programmable floor robot

Mark a grid on a large piece of paper. In sections of the grid, draw different things from the story that the dinosaurs do – skateboarding, eating supper or playing the drums. Now program your robot to move to different pictures on the grid. Can it visit them in a certain order? Remember to debug your algorithm if the robot goes the wrong way!





SCIENCE

Carnivores, Herbivores & Omnivores

Sort a selection of dinosaur toys or pictures into these three groups. What do you notice about the dinosaurs in each category? Look at their teeth, size and claws. What is the same and what is different about the groups of dinosaurs?

Everyday Materials

The wildlife park has a new dinosaur! They need visitors to be safe so have asked you to design a barrier/cage to keep the public away from the new attraction. What materials would you use? Why pick those materials? Will the visitors be able to see the dinosaur properly? What would be the silliest materials to use and why?

Maths

1 – 10 counting


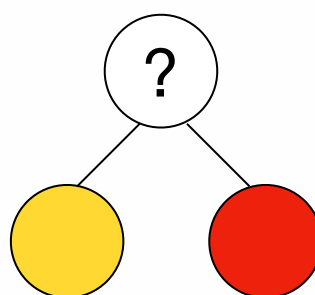
Use *Search and Find* from the activity pack to practise counting. Now try to make your own Search and Find for a friend using a different illustration from the story. Don't worry if you can't find an example for each number — and you may find numbers more than 10!

Part-whole model

Use part-whole models to see what happens when you mix different colours of paint together. Red paint in one part, yellow in the other. What colour does it make when mix them together in the whole?

Sorting and grouping

Use a selection of colourful objects (e.g. dinosaurs, counters, sequins) to sort into groups according to colour. You could present what you have found with a bar chart.





SHE REX



ACTIVITY PACK

MICHELLE ROBINSON



DEBORAH ALLWRIGHT


ILLUSTRATED BY

BLOOMSBURY



Spot the difference!

Can you spot five differences between these two pictures?



Search and Find!

Can you find the items listed below in this picture?

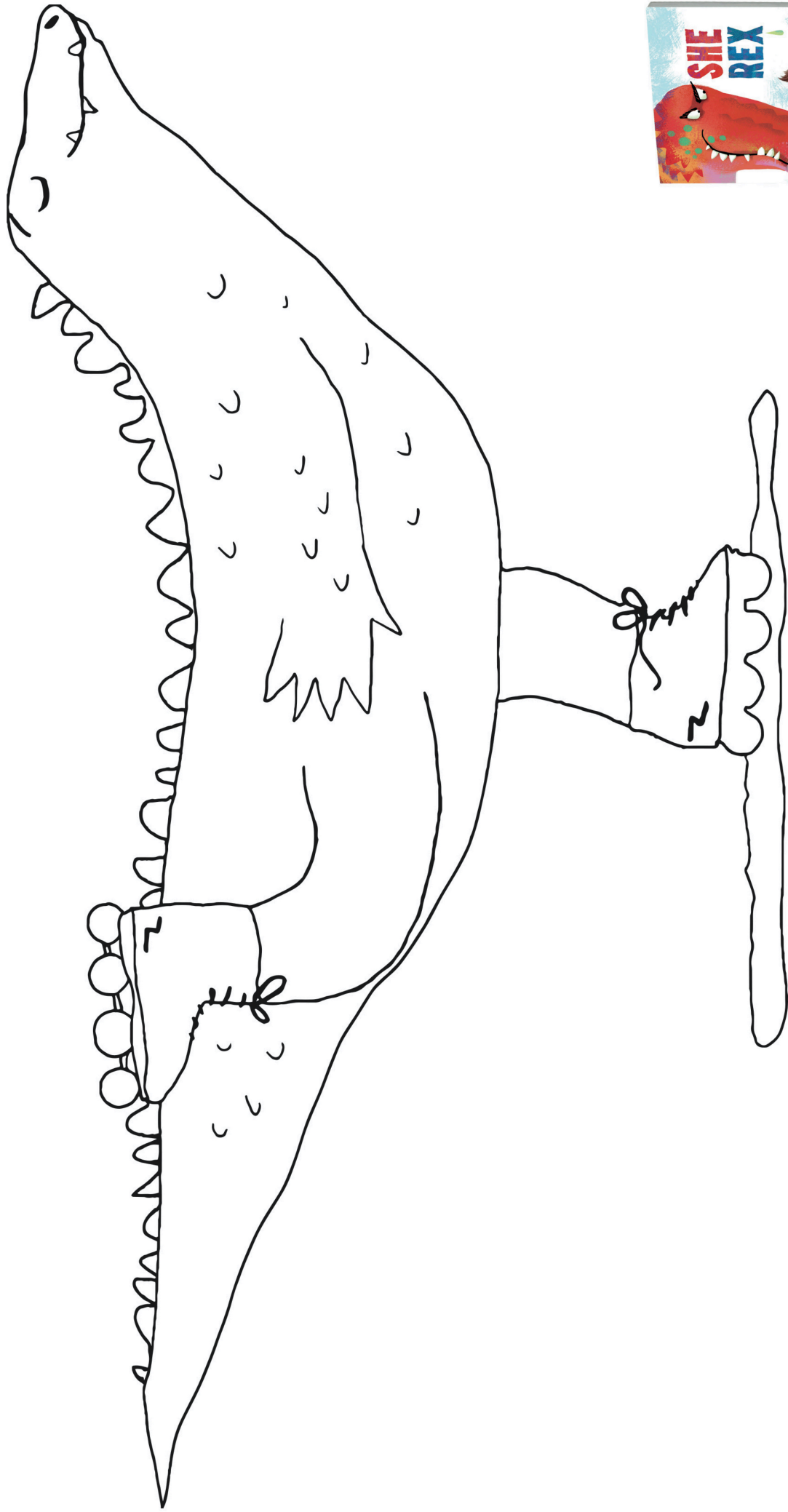


Circle these items when you find them:

- One yellow stool
- Two pink forks
- Three dinosaur tongues
- Four dark or light blue knives
- Five hungry dinosaurs
- Six dinosaur eyes
- Seven sausages


Get colourful!

Colour in this ROAR-some roller-skating dino!





Draw a dinosaur!

Use the space below to draw your own dinosaur,
just like Ed and Maisy



Match the missing puzzle pieces

Can you work out where the missing puzzle pieces need to go to complete this image of SHE REX? Draw a line to connect the empty space with the correct puzzle piece.



Answer sheet

